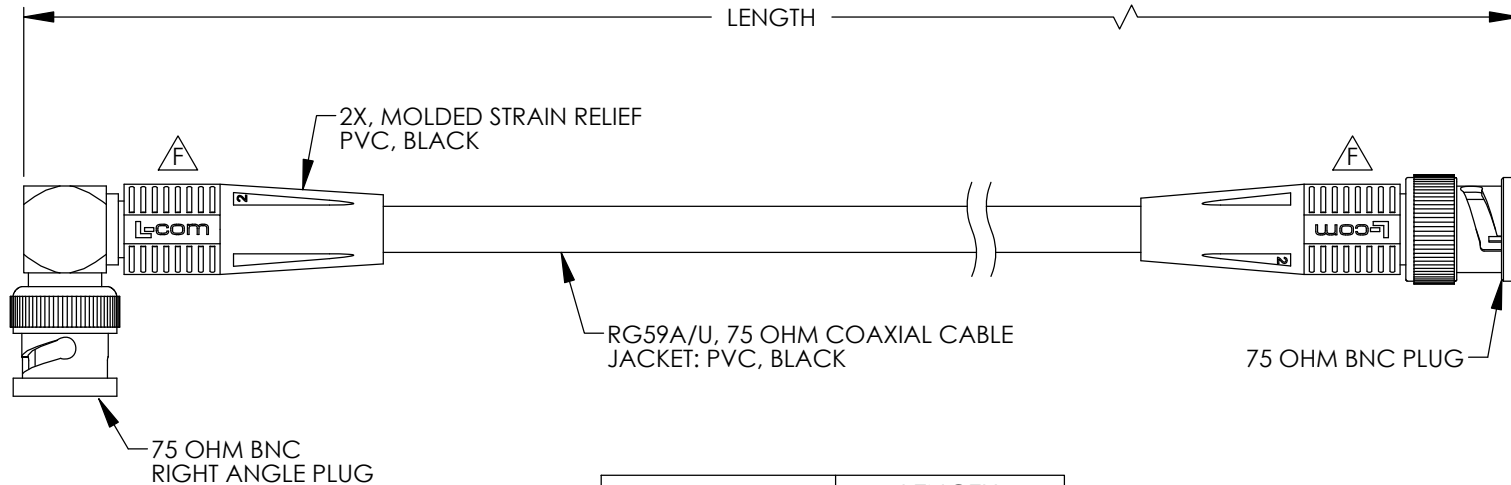


THE INFORMATION CONTAINED IN THIS DRAWING IS THE SOLE PROPERTY OF L-COM, INC.. ANY REPRODUCTION IN PART OR WHOLE WITHOUT THE WRITTEN PERMISSION OF L-COM, INC. IS PROHIBITED.

RoHS Compliant ✓


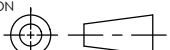
REVISIONS			
REV	DESCRIPTION	DATE	APPROVED
E	ECN 3045: CHANGED LENGTH FROM 1.5 [.46] TO 1.5 [.46]	10/16/07	D.GRIFFIN
F	ECN 6436: UPDATED LOGOS, PACKAGING, AND DRAWING FORMAT	9/28/12	D. DESJARDIN



PART NUMBER	LENGTH
	FEET [METERS]
CC59A-1HR	1.0 [.30]
CC59A-1.5HR	1.5 [.46]
CC59A-2HR	2.0 [.61]
CC59A-2.5HR	2.5 [.76]
CC59A-3HR	3.0 [.91]
CC59A-4HR	4.0 [1.22]
CC59A-5HR	5.0 [1.52]
CC59A-7.5HR	7.5 [2.28]
CC59A-10HR	10.0 [3.05]

NOTES:

1. CABLE SHALL BE TESTED FOR CONTINUITY.
2. CABLE SHALL BE INDIVIDUALLY PACKAGED IN ACCORDANCE WITH L-COM SPECIFICATION PS-0031.

UNLESS OTHERWISE SPECIFIED, DIMENSIONS ARE IN INCHES [mm] OVERALL CABLE LENGTH TOLERANCE: ≤12 [305] = +1 [25] / -0 >12 [305] ≤60 [1524] = +2 [51] / -0 >60 [1524] ≤120 [3048] = +4 [102] / -0 >120 [3048] ≤300 [7620] = +6 [152] / -0 >300 [7620] = +3% / -0% ALL OTHER DIMENSIONAL TOLERANCES: .X = ±.2 .XX = ±.02 .XXX = ±.005	APPROVALS		DATE		 45 BEECHWOOD DRIVE NORTH ANDOVER, MA 01845			
	DRAWN BY D.FRISIELLO		8/8/07					
	CHECKED BY J.KIEZULAS		8/8/07			CATEGORY COAXIAL		
	APPROVED BY J.ROBERTS		8/8/07					
	CONFIGURATION DETAILS OF UNDIMENSIONED FEATURES MAY VARY				PRODUCT DESCRIPTION CA BNC M /BNC M RA RG59A/U			
PROJECTION 	COLOR VARIATIONS MAY OCCUR				SIZE A	FSCM NO. 43321	DWG. NO. CC59A-HR	REV. F
						SCALE: NONE	CAD FILE: CC59A-HR.SLDDRW	SHEET 1 OF 1

Mouser Electronics

Authorized Distributor

Click to View Pricing, Inventory, Delivery & Lifecycle Information:

[L-Com:](#)

[CC59A-1.5HR](#) [CC59A-4HR](#) [CC59A-1HR](#) [CC59A-3HR](#) [CC59A-5HR](#) [CC59A-2HR](#) [CC59A-10HR](#)